

MOTORS WITH POWER UP TO 850 W

SP SERIES - Reversible

WATT: 610 / Consumption: 890 NI/1"

DATA SHEET

SP2R



- 1. Cylindrical keyed shaft
- 2. Grip zone
- 3. Air exhaust
- 4. Air inlets

Technical sheet

- Model	SP2R
- Code	8731258
Speed rpm - No-load	210
Speed rpm - at Max Power	100
Torque Nm - at Max Power	56,0
Torque Nm - Stall Torque	100,0

CHARACTERISTICS OF SHAPE

The normal delivery condition: cylindrical shaft and body as shown in the photo.

Optional:

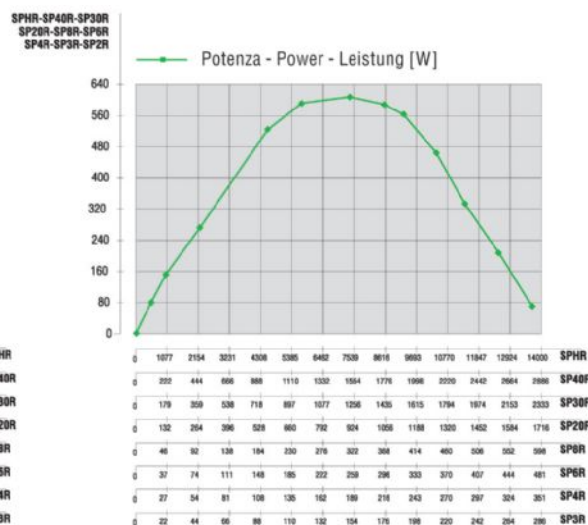
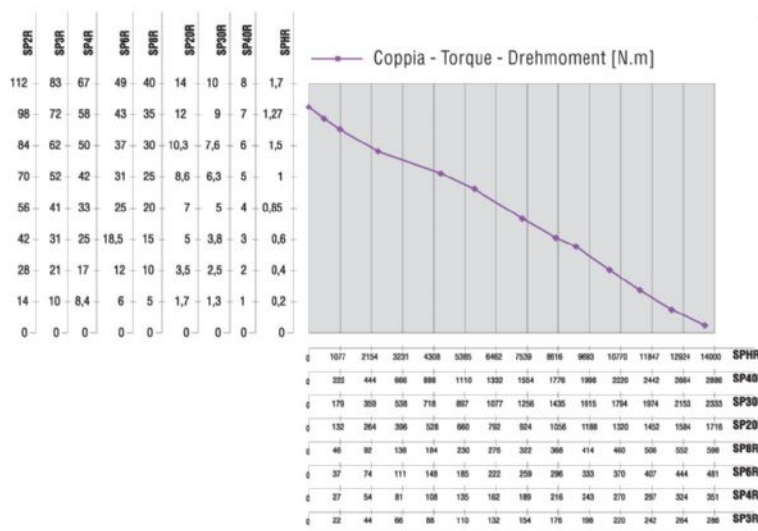
Shaft

- threaded - indication /AF (left rotation excluded - subject to checks for reversible)

- conical - indication /AC

- with collets - indication / AP

PERFORMANCE FIGURES



MOTORS WITH POWER UP TO 850 W

SP SERIES - Reversible

WATT: 610 / Consumption: 890 NI/1"

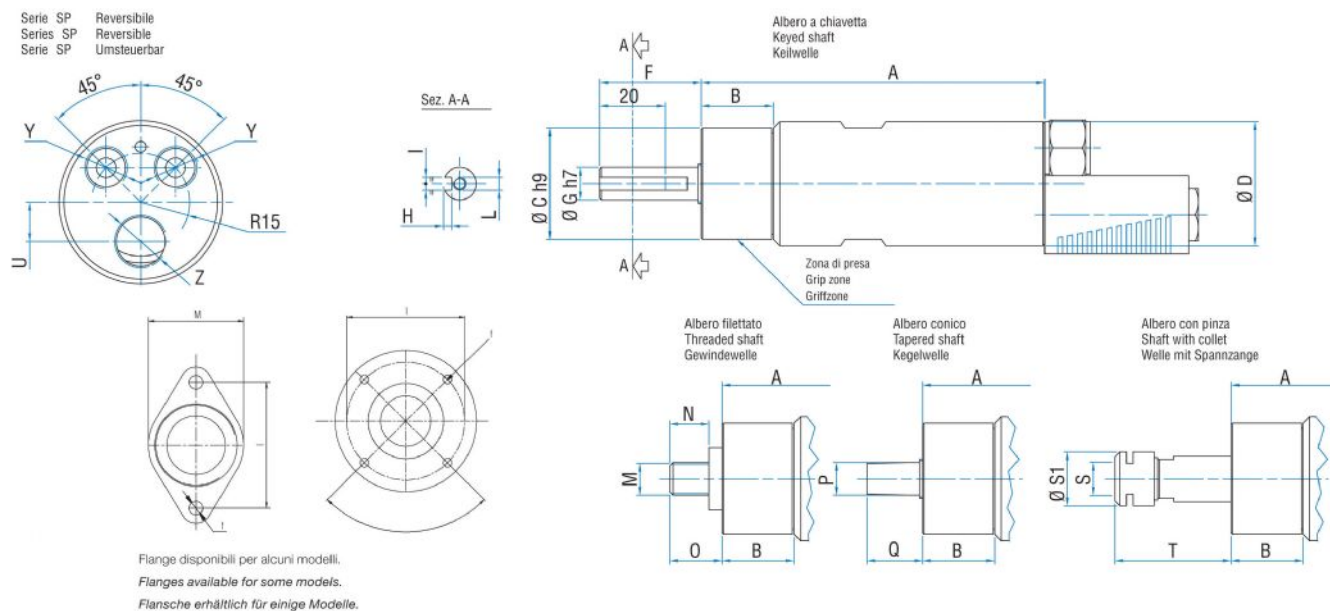
DATA SHEET

SP2R

RADIAL AND AXIAL LOADS

Model	Code	Fr (N)	Fa (N)	Co (N)
SP2R	8731258	2050	2350	4750

OVERALL DIMENSIONS



Model	Code	A	B	C	D	F	G	H	I	L	M	N	O	P	Q	S	S
SP2R	8731258	174	59	48	50	31,5	14	3	5	M6	1/2"x20UNF	16	20,5	B12	26	ER16	2